

mec

Options & Accessories

Boom Lifts



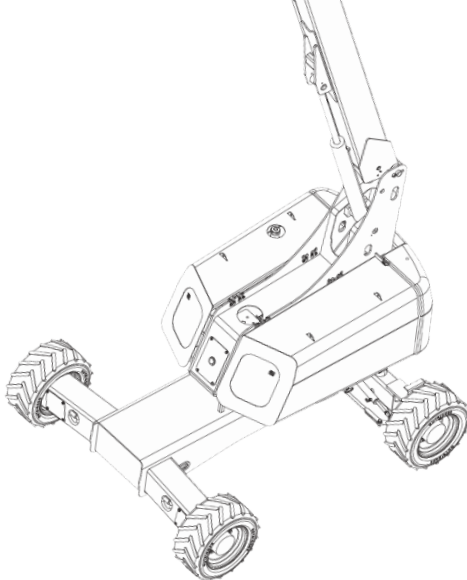
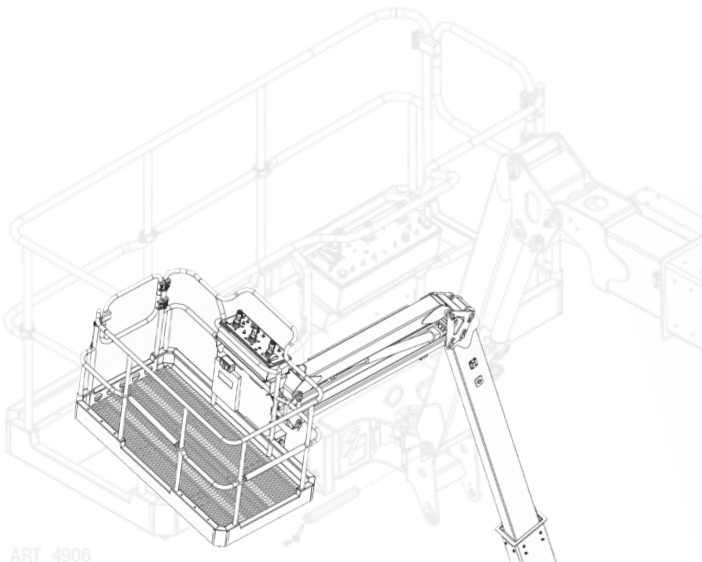
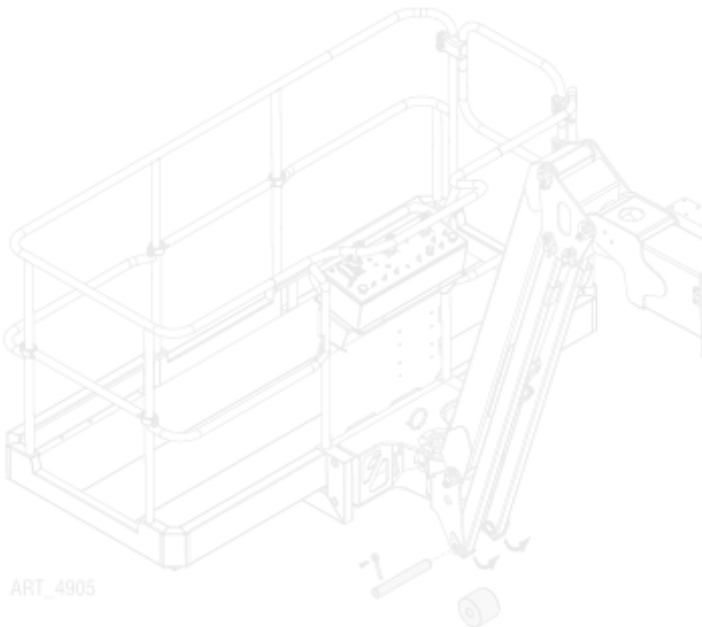
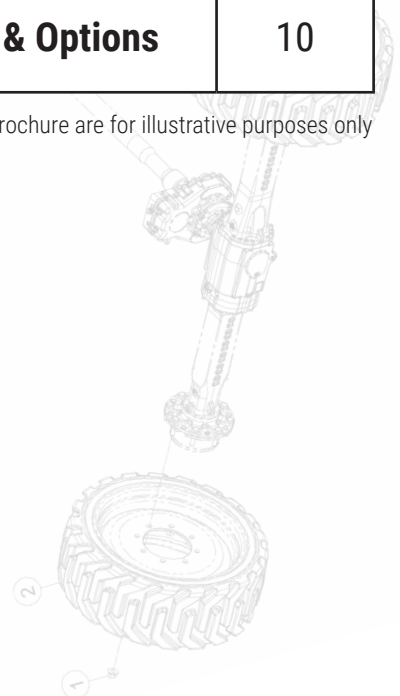


TABLE OF CONTENTS

Xtra-Deck®	3
Platform Half Mesh	4
Proactive Platform Safety System®	4
Glazier Rack	5
External Harness Attachment	5
Upper Control Box Cover	6
Locking Battery Disconnect Switch	6
Weather Packages	7
Tires	8
Generators	9
Additional Parts & Options	10

Photos and diagrams in this brochure are for illustrative purposes only



Xtra-Deck®



The Xtra-Deck® adds 20 inches of height with three telescopic guardrails that slide up and lock into place at regulation height—helping prevent the unsafe practice of standing on the mid-rail. Its slim profile is ideal for tight workspaces, and the 250 lb capacity supports one operator for hands-free productivity. Replacing the gravity slide bar or swing gate entry, the Xtra-Deck is quick to deploy, easy to stow, and can be field-fitted to any MEC boom platform, regardless of size. It delivers extra reach when you need it and folds away when you don't.

Option/Accessory	Available On	Part Number
Xtra-Deck Assembly Swing Gate <i>for placement by swing gate entry</i>	40-AJ	29236
	45-J	
	60-J	
	65-J	
	85-J	
	135-RJ	

Option/Accessory	Available On	Part Number
Xtra-Deck Single Guard Rail <i>for placement by slide bar entry</i>	34-J	29198
	40-AJ	
	45-J	
	60-J	
	65-J	
	85-J	
	135-RJ	

Option/Accessory	Available On	Serial #	Part Number
Xtra-Deck Swing Gate Assembly <i>for placement by swing gate entry</i>	60-J	15600100 - UP	34126
	65-J	15700100 - UP	
	66-RJ	24400100 - UP	
	85-J	14900100 - UP	
	135-RJ	15100000 - UP	

Xtra-Deck Double Configuration requires purchase of one (1) Guard Rail and one (1) Swing Gate Assembly

Platform Half Mesh



Option/ Accessory	Available On	Part Number
72" Platform Half Mesh Option	34-J	88064
	40-AJ	
90" Platform Half Mesh Option	45-J	88065
	60-J	88063
	65-J	
	85-J	
	135-RJ	

Lightweight aluminum mesh encloses the bottom half of the boom platform, enhancing safety by helping to prevent tools and materials from falling or bouncing out of the platform.

Proactive Platform Safety System® (PPSS)



This innovative solution is designed to alert MEC boom lift operators by proactively warning them of overhead hazards with the goal of collision and entrapment avoidance. A “cone” of safety is projected to detect objects above the machine operator. The sensor will begin detecting obstacles 12 feet above the platform floor. An alarm will sound when an object is identified within the cone, and the frequency of beeps will increase as the object gets closer. MEC’s boom lifts are equipped with a platform control switch that lets operators choose between the “Warn Only” or “Warn & Stop” settings.

Option/Accessory	Available On	Part Number
Proactive Platform Safety System	34-J	28979
	40-AJ	
	45-J	
	60-J	47548
	65-J	
	85-J	
	135-RJ	

Installation capability should be confirmed by serial number as not all options are available on early models. Contact product support for more information.

Glazier Rack



Option/Accessory	Available On	Part Number
Glazier Rack 6 ft	34-J	42948
	40-AJ	
Glazier Rack Assembly	45-J	28950
	60-J	34688
	65-J	
	66-RJ	
	85-J	
	135-RJ	

MEC's glazier rack is the ideal solution for transporting and installing glass panes on the job site, with a load capacity of up to 250 lbs. All side guardrails are equipped with foam rubber bumpers for added protection, and an included strap keeps materials securely in place. The robust, one-piece tray design is lightweight, strong, and easy to install, remove, and store when not in use. Featuring a long, continuous tray with high visibility, it's built to meet the specific needs of glaziers—offering safety, durability, and convenience in one smart solution.

External Harness Attachment



Option/Accessory	Available On	Part Number
External Harness Attachment	34-J	32482
	40-AJ	
	45-J	29258
	60-J	
	66-RJ	
	85-J	
	135-RJ	

This external harness attachment mounts to the front of the platform toe board and is designed for use with a fall arrest harness when working outside the platform. With a maximum capacity of one operator and a load rating of 300 lb, the External Harness Line allows the user to exit the platform at height while remaining securely tethered, enhancing operator safety during elevated work outside the platform.

Upper Control Box Cover

Option/Accessory	Available On	Part Number
Upper Control Box Cover	34-J	89187

Crafted from aluminum, this accessory provides enhanced platform control protection. Designed to safeguard the machine’s platform controls, it effectively prevents loose debris, sediment, or paint from entering or landing on the control box and reduces the risk of unintentional joystick movements.

Locking Battery Disconnect Switch



The battery disconnect switch cuts power from the battery to the electrical system, helping to prevent electrical drain during storage and ensuring safety during maintenance. The switch can also be locked in place for added security.

Option/Accessory	Available On	Part Number
Locking Battery Disconnect Switch	85-J	89186
	135-RJ	

Weather Packages



Cold Weather Package

MEC's Cold Weather Package is designed to boost performance in low temperatures. This package adds three heated pads to warm the oil pan, hydraulic tank, and radiator for reliability starting in cold weather. The 160-watt heated battery blanket warms the battery core to 60-70° above ambient temperatures. It's effective in environments as cold as 0°F.



Option/Accessory	Available On	Part Number
Cold Weather Package – Kubota	34-J	32294
	40-AJ	
	45-J	84468
Cold Weather Package – Deutz	60-J	34699
	65-J	
Cold Weather Package – Deutz	85-J	34693
Cold Weather Package – Perkins		34720
Cold Weather Package – Deutz	135-RJ	34734

Arctic Weather Package

The Arctic Weather Package contains heater pads for the hydraulic tank, oil pan, and radiator for improved starting in extreme climates. An immersion heater is mounted in the hydraulic tank to aid in keeping the hydraulic oil warm during operation. Engine oil, hydraulic oil, gear oil and anti-freeze are substituted for equivalent fluids rated for temperatures down to -40°F.

Option/Accessory	Available On	Part Number
Arctic Weather Package	45-J	84469
Weldment, Hydraulic Tank 50 Gal	45-J	31100
Weldment, Hydraulic Tank, Heater	45-J	31904

Tires

Option/Accessory	Available On	Part Number
Black Turf Tires XX8	34-J	32299
Non-Marking Foam-Filled Tires		83132
Flotation Air-Filled with TPMS		34075
Flotation Wheel & Tire 33x14	45-J	95007
Flotation Tire, 33x12-20, RH, Solid		31098
Flotation Tire, 33x12-20, LH, Solid		31099
Black Air-Filled Tires - RH XX92	60-J	93581
Black Air-Filled Tires - LH XX92		93582
Black Foam-Filled Tires - RH XX92		93559
Black Foam-Filled Tires - LH XX92		93560
Non-Marking Foam-Filled Tires - RH XX92		93898
Non-Marking Foam-Filled Tires - LH XX92		93899
Non-Marking Tires Wheel Assembly RH - 36x14 - 2	65-J	95291
Non-Marking Tires Wheel Assembly LH - 36x14 - 2		95292

Generators

- **Generator 3.5kW**
- **Generator 7.5kW w/ Welder Platform**
- **Generator 12kW w/ Welder Platform**

Generator option available in 3.5kW, 7.5kW, and 12kW models, provides AC power generation to the platform. The 7.5kW and 12 kW options come with an additional welding tray mounted to the platform.

The Welder Ready Generator Package is engineered based on a Harrison hydraulically driven 7.5kW, 208-volt 3 phase generator and specifically designed pump to run the generator (not off the drive pump) providing a simple, safe and reliable system. The control system automatically drops out the generator when machine movement is used and re-engages once movement is complete to save overspeed damage to the generator.


Option/Accessory	Available On	Part Number
Generator 3.5kW	34-J	32240
	40-AJ	
Generator 3.5kW	45-J	31304
Generator 7.5kW w/ Welder Platform		31464
Generator 7.5kW w/ Welder Platform	60-J	47825
	65-J	
	66-RJ	
	85-J	
Generator 12kW w/ Welder Platform	60-J	47826
	65-J	
	66-RJ	
	85-J	
Generator 7.5kW w/ Welder Platform	135-RJ	48412
Generator 12kW w/ Welder Platform		48413

Additional Options & Accessories

In addition to the featured items in this brochure, MEC offers a range of extra parts and accessories to further support your boom lift’s performance and adaptability. Below are additional options available to meet specialized job site needs.

Option/Accessory	34-J	40-AJ	45-J	60-J	65-J	66-RJ	85-J	135-RJ
Steel Stud Guide	X		X					
Platform Work Lights	X		X					
Grounding Lug	X		X					
Auxiliary Top Rail	X		X	X	X	X	X	X
Material Tool Box			X					
Bell Crank Guard			X					
2.5lb Fire Extinguisher Option							X	X
Engine Runaway Shutoff							X	X





Specifications subject to change without notice. Photos and diagrams in this brochure are for illustrative purposes only.
Contact your MEC distributor for detailed instructions on the proper use and maintenance of this equipment.